



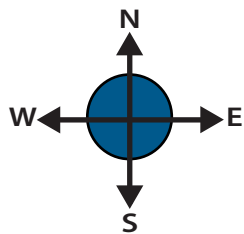
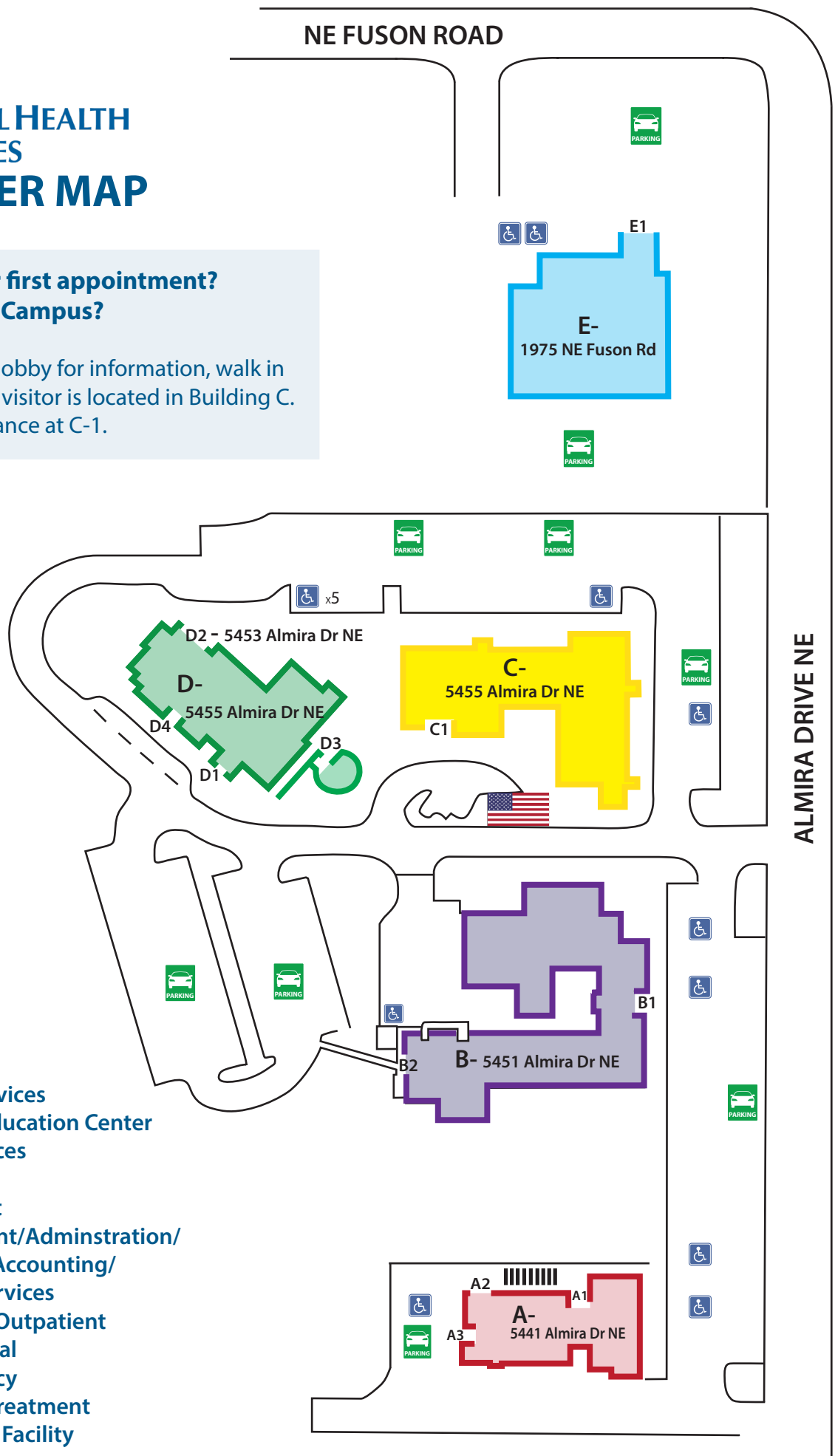
**KITSAP
MENTAL HEALTH
SERVICES**

WAYFINDER MAP

Walking in for your first appointment? Visitor to our Main Campus?

Main entrance to our lobby for information, walk in appointments, or as a visitor is located in Building C. Please use lobby entrance at C-1.

NE FUSON ROAD



ENTRANCES

- A1- Residential Services
- A2- Keller House Education Center
- A3- Human Resources
- B1- Adult Inpatient
- B2- Youth Inpatient
- C1- Adult Outpatient/Adminstration/
Development/Accounting/
Information Services
- D1- Child & Family Outpatient
- D2- Medical & Dental
- D3- Genoa Pharmacy
- D4- Madrona Day Treatment
- E1- KC Crisis Triage Facility

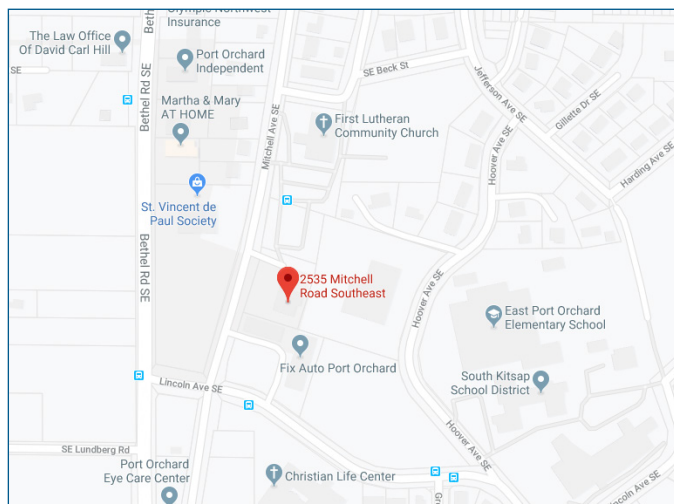
KMHS SATELLITE LOCATIONS

Satellite Offices do not offer walk in first appointment services.

First appointments for new clients are available on a walk-in basis at the KMHS Main Campus, 5455 Almira Drive NE, Bremerton.

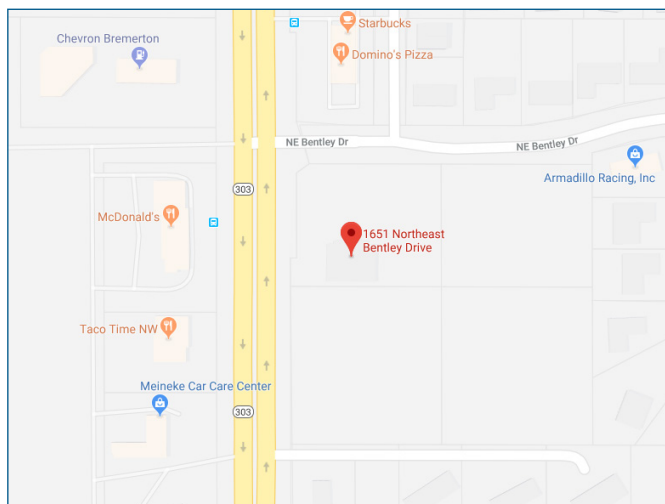
Walk-in hours are Monday, Tuesday, Wednesday, Friday from 8:00 AM to 4:00 PM, and Thursday, 9:30 AM to 4:00 PM. Your future services may be scheduled at one of our satellite clinics, depending on the type of service needed, as well as your preferred location for care.

KMHS SOUTH KITSAP: Adult Services, Child & Family Outpatient Services



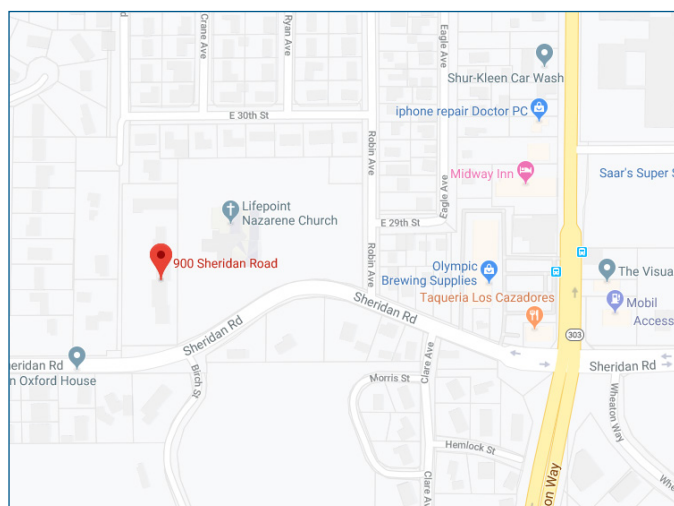
2535 Mitchell Road SE, Port Orchard, WA 98366

KMHS CHILD & FAMILY: WiSe Services



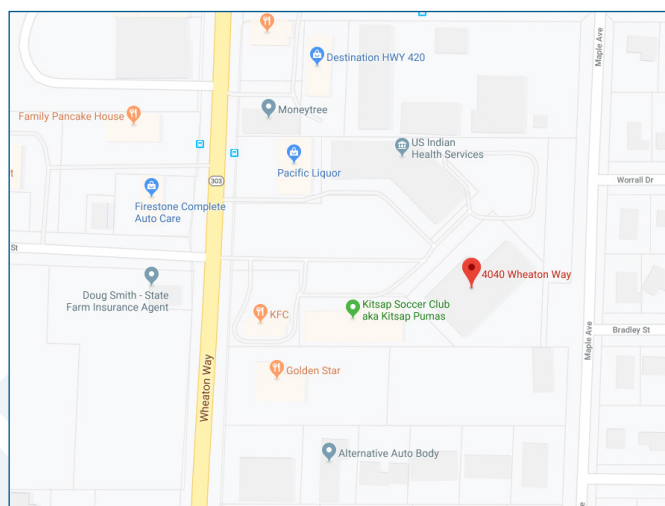
1651 NE Bentley Drive, Bremerton, WA 98311

KMHS BREMERTON: Sheridan Road Child & Family Outpatient Services



900 Sheridan Road, Bremerton, WA 98310
Suites 103 & 106

KMHS BREMERTON: Wheaton Way Adult Outpatient Services



4040 Wheaton Way, Bremerton, WA 98310